


PISA 2018 (Reading) Achievement



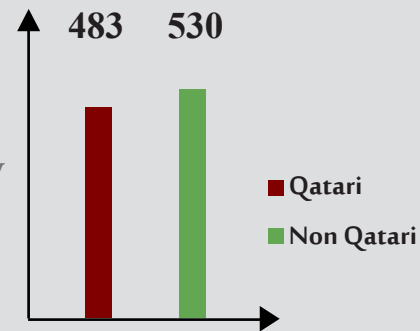
OECD	School
487	520



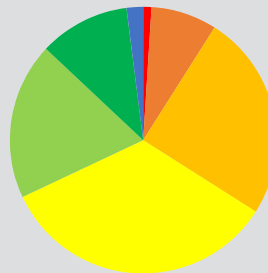
Reading Achievement by Gender

545 **500**

Reading Achievement by Nationality

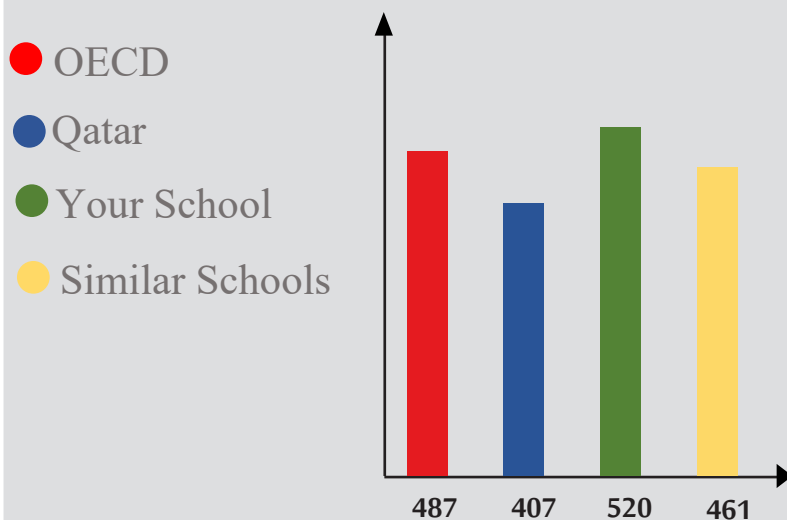


Average Reading Performance



- 2% ■ Level 6 ,At or above 698.32
- 11% ■ Level 5 (698.31-625.61)
- 19% ■ Level 4 (625.60-552.89)
- 34% ■ Level 3 (552.88-480.18)
- 25% ■ Level 2 (480.17-407.47)
- 8% ■ Below Level 1-a (407.46-334.75)
- 1% ■ Below Level 1-b (334.74-262.04)
- 0% ■ Below Level 1-c ,Below 262.04

Comparison by School Type





Achievement in Reading Skills

	Locate Information	Understand	Evaluate and Reflect
OECD	487	486	489
School	516	515	562

PISA 2018 (Mathematics) Achievement

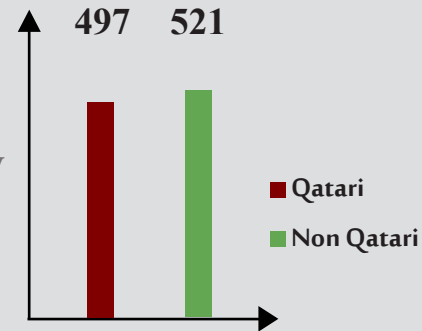
OECD	School
489	516



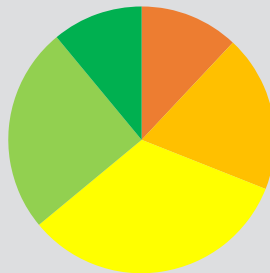
Mathematics
Achievement by
Gender

522 **512**

Mathematics
Achievement by
Nationality



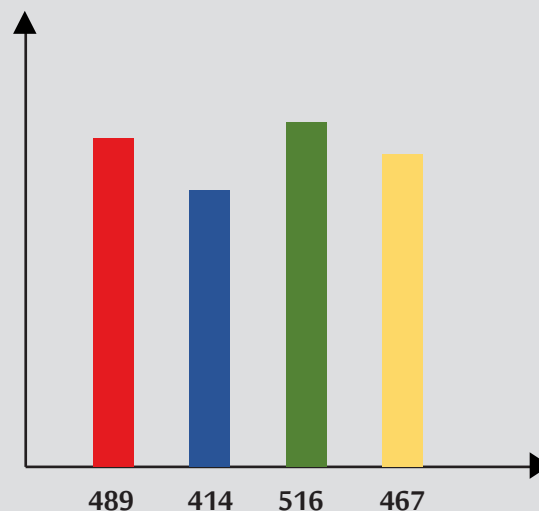
Average
Mathematics
Performance



- 0% ■ Level 6 , At or Above 669.3
- 11% ■ Level 5 (669.29-606.99)
- 25% ■ Level 4 (606.98-544.68)
- 33% ■ Level 3 (544.67-482.38)
- 19% ■ Level 2 (482.37-420.07)
- 12% ■ Below Level 1-a (420.06-357.77)
- 0% ■ Below Level 1-b (357.76-295.47)
- 0% ■ Below Level 1-c , Below 295.47


Comparison by School Type

- OECD
- Qatar
- Your School
- Similar Schools

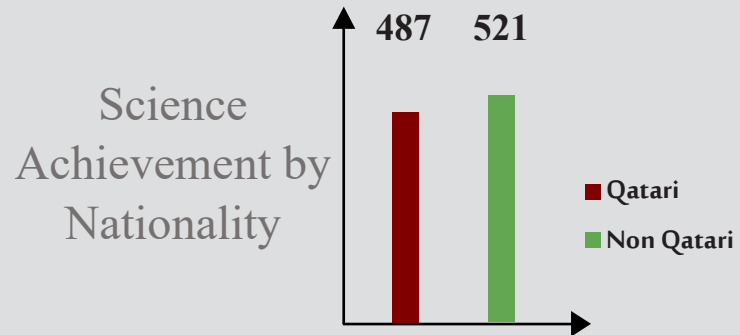


PISA 2018 (Science) Achievement

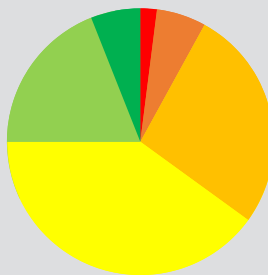
OECD	School
489	513



Science Achievement by Gender



Average Science Performance



- 0% Level 6 , At or Above 707.93
- 6% Level 5 (707.92-633.33)
- 19% Level 4 (633.32-558.73)
- 40% Level 3 (558.72-484.13)
- 27% Level 2 (484.13-409.54)
- 6% Below Level 1-a (409.53-334.94)
- 2% Below Level 1-b (334.93-260.54)
- 0% Below Level 1-c , Below 260.54

Comparison by School Type

- OECD
- Qatar
- Your School
- Similar Schools

